









**Key to Restriction Types Displayed**

-  No waiting at any time
-  No loading 8am-9.30am and 4.30pm-6pm
-  Disabled badge holders only
-  Limited waiting Mon-Sat 9am-6pm 1hr no return within 4hrs
-  No stopping Mon-Fri 8am-9.30am and 2.30pm-4.30pm on entrance markings
-  Bus Stop

**Items marked for Revocation**




**Labels:**

**Confirmed item**

**Proposed item**

This map is reproduced from Ordnance Survey material with the permission of Ordnance Survey on behalf of the Controller of Her Majesty's Stationery Office © Crown Copyright. Unauthorised reproduction infringes Crown copyright and may lead to prosecution or civil proceedings. Southend-on-Sea Borough Council Licence No: 100019680 2019

**Order Title:**  
 THE SOUTHEND-ON-SEA BOROUGH COUNCIL (VARIOUS ROADS) (STOPPING, WAITING, LOADING AND UNLOADING PROHIBITIONS AND RESTRICTIONS, PARKING PLACES AND PERMIT PARKING ZONES) (CONSOLIDATION) ORDER 2016 (AMENDMENT NO. 2) ORDER 2020



This map is reproduced from Ordnance Survey material with the permission of Ordnance Survey on behalf of the Controller of Her Majesty's Stationery Office (c) Crown Copyright. Unauthorised reproduction infringes Crown copyright and may lead to prosecution or civil proceedings. Southend-on-Sea Borough Council Licence Number 100019680

<b>SCALE</b>	1 : 1250 @ A3
<b>DATE</b>	10/03/2020
<b>MAP</b>	MAP TILE R12
<b>REVISION</b>	REVISION 10

